



Designer Dian has been mastering the artistry of woodworking for years. He's always had an appreciation towards the organic nature the material exhibits. In the MUMU pendant, he utilizes the coolness of metal married with an LED light source, and counter-balances this with the warmth of the wood on both ends of the pendant. The MUMU is available in two versions: Matt White with Beech and Matt Black with Walnut.

By Kuo, Keng Dian 郭庚典

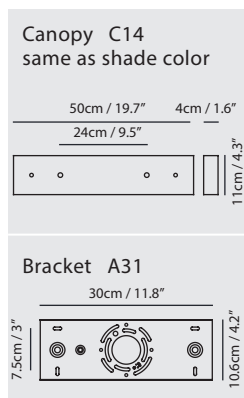
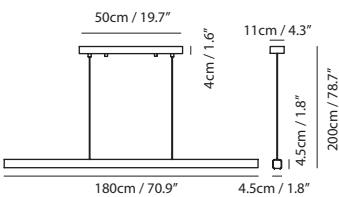
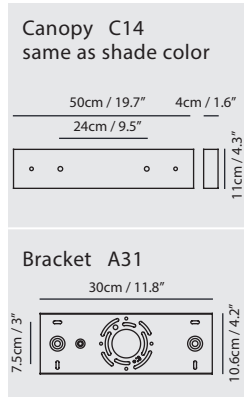
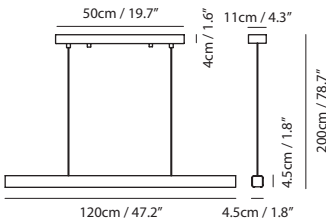




matt black + walnut (wood cap)



matt white + beech (wood cap)



Mumu Pendant



Model
SLD-3981P

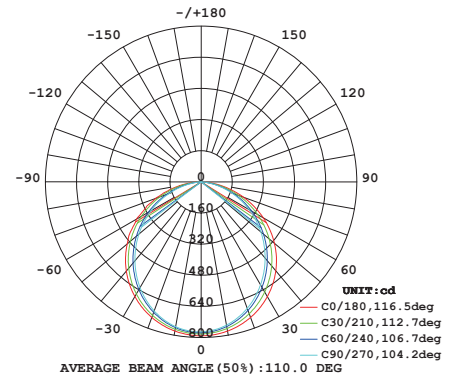
Material
aluminum, wood

Light Source
LED 32W 3000K CRI90 2150lm

Driver
Built-in dimmable driver
(Triac dimming)

Weight
2.9kg / 6.4lb

- Color**
-  matt black + walnut (wood cap)
 -  matt white + beech (wood cap)



Mumu Pendant XL



Model
SLD-3981PL

Material
aluminum, wood

Light Source
LED 48W 3000K CRI90 3200lm

Driver
Built-in dimmable driver
(Triac dimming)

Weight
5.1kg / 11.2lb

- Color**
-  matt black + walnut (wood cap)
 -  matt white + beech (wood cap)






matt black + walnut (wood cap)



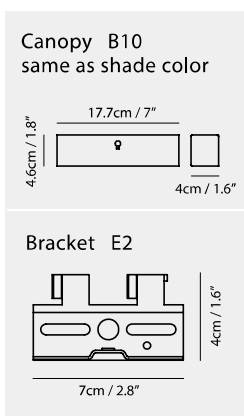
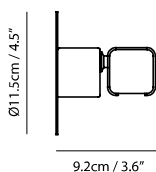
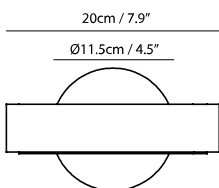
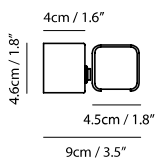
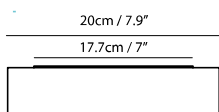
matt white + beech (wood cap)



matt black + walnut (wood cap) + round plate



matt white + beech (wood cap) + round plate



Mumu Wall

Model
SLD-3981W

Material
aluminum, wood

Light Source
LED 5.7W 3000K CRI90 400lm

Driver
Built-in non-dimmable driver

Weight
0.8kg / 1.8lb

Color
 matt black + walnut (wood cap)
 matt white + beech (wood cap)