

CASTLE NOIR

SEEDDESIGN

www.SeedDesignUSA.com



The brand-new Castle Noir infuses a darker, more serene hue into the ever-popular Castle family. While retaining its classic form, the unique concrete formulation imparts a refined texture to the lampshade, preserving the raw, natural grain of the material. The black metal details add a touch of modern elegance and sophisticated vibe to the Castle Noir series, available in four sizes to cater to various needs.

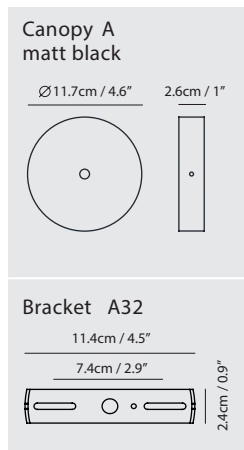
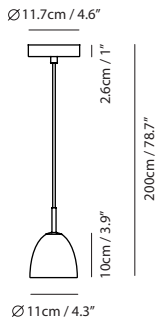
By Chen, Chao Cheng 陳昭成



concrete dark grey



concrete dark grey



CASTLE NOIR Pendant XS

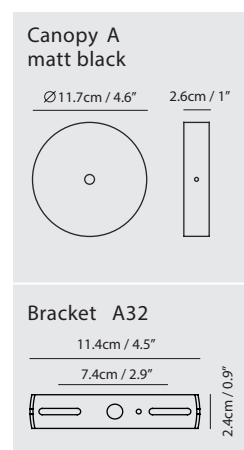
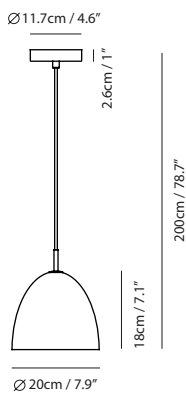
Model
SG-623CP-BK

Material
concrete, aluminum, steel

Light Source
G9 LED 2.5W 2700K

Weight
0.7kg / 1.5lb

Color
● concrete dark grey



CASTLE NOIR Pendant S

Model
SQ-7131CP-BK

Material
concrete, aluminum, steel

Light Source
E26 1 x Max 100W

Weight
2kg / 4.4lb

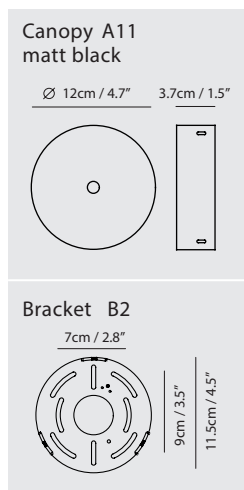
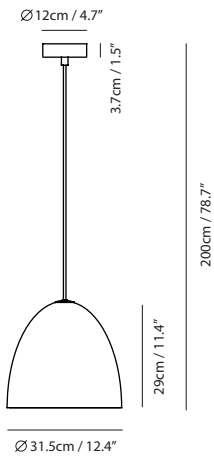
Color
● concrete dark grey



concrete dark grey



concrete dark grey



CASTLE NOIR Pendant M

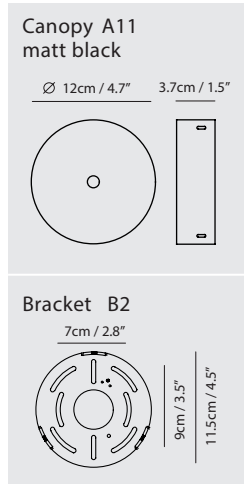
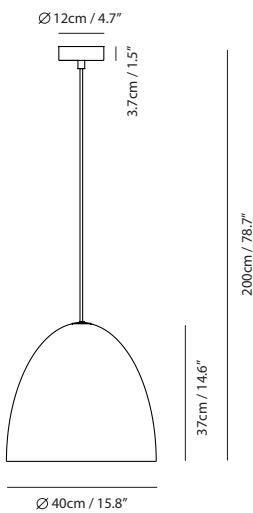
Model
SQ-7132CP-BK

Material
concrete, aluminum, steel

Light Source
E26 1 x Max 100W

Weight
6.7kg / 14.7lb

Color
● concrete dark grey



CASTLE NOIR Pendant L

Model
SQ-7133CP-BK

Material
concrete, aluminum, steel

Light Source
E26 1 x Max 77W

Weight
16.1kg / 35.5lb

Color
● concrete dark grey